

Beltone apps user guide



Introduction

Beltone apps are made to enhance your hearing experience and enable you to get more out of your Beltone hearing aids.


Beltone's innovative sound technology and design, combined with customized device programming by your hearing care professional, will make hearing a more enjoyable experience.

Beltone apps enable you to get more out of your Beltone hearing aids by providing new ways to gain control, personalization and relief.

For more information and help for apps, please visit the website:

www.beltone-hearing.com/apps


If you would like a printed version of the app user guide, please contact customer support or simply print this user guide.



Finding and installing the app




Access apps for iPhone, iPad and iPod touch – download on the App Store by following these steps:

1. Enter the App Store by tapping the App Store icon  on an iPhone, iPad or iPod touch
2. On the App Store, search for “Beltone” and the name of the app
3. If using an iPad, change the search criteria in the top left corner to “iPhone only”
4. After finding the app, tap “Get”
5. Then tap “Install”
6. Enter a valid Apple ID and password
7. After entering the password, the Beltone app will download and install
8. After download, you can find the app on the mobile device screen - tap to open the Beltone app



Access apps for Android devices – download on Google Play by following these steps:

1. Enter Google Play by tapping the Play Store icon  on your Android phone.
2. On Google Play, search for “Beltone” and the name of the app
3. After finding the app, tap “Install” then “Accept” to allow the app to access certain features on your phone such as Bluetooth
4. After entering the password, the Beltone app will download and install
5. When installation is complete, tap “Open” to open the Beltone app

Beltone HearMax



The Beltone HearMax app offers unprecedented user friendliness with just one tap of a finger. Control and customize your hearing aid settings directly from your mobile device, so that you can personalize your hearing experience to match your sound environments. You can even get your hearing aid programs updated by your hearing care professional and receive hearing aid updates remotely without making a trip to the clinic (available in selected markets). The app will guide you on all the things you can do and how to do.

The Beltone HearMax app is available on the App Store and Google Play.

To use the app, you need the following devices:

Hearing aids:

- Beltone Bluetooth 4.0-enabled hearing aids*: Beltone Trust™ or later released.

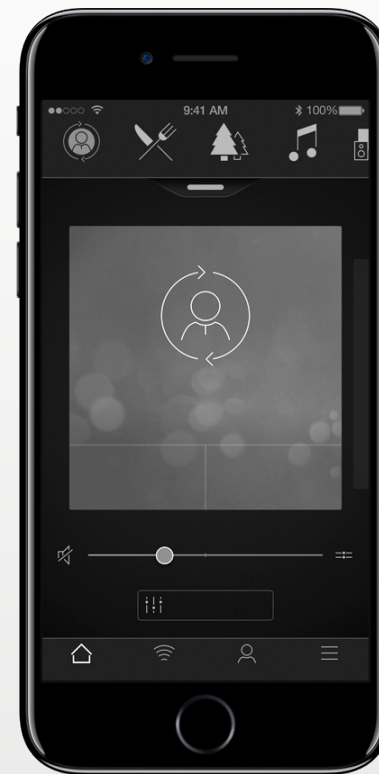
Mobile devices:

- iPhone, iPad or iPod touch. The Beltone HearMax app is also compatible with Apple Watch.
- Supported Android devices.

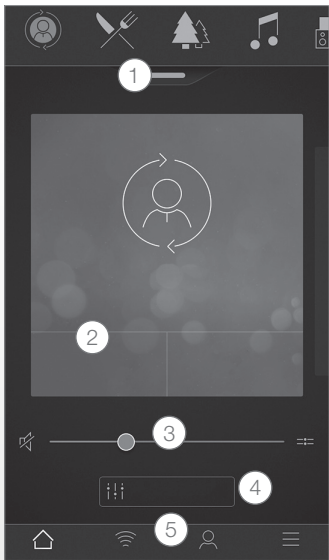
Please visit our web site for specific compatibility information and an up-to-date list of compatible mobile devices:

www.beltone-hearing.com/compatibility

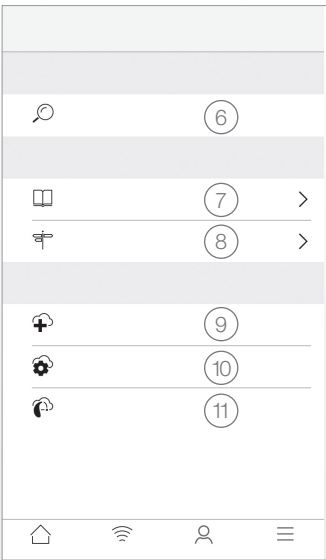
*Make sure the hearing aids are updated to the latest firmware version. Your hearing care professional can update the hearing aid firmware for you.



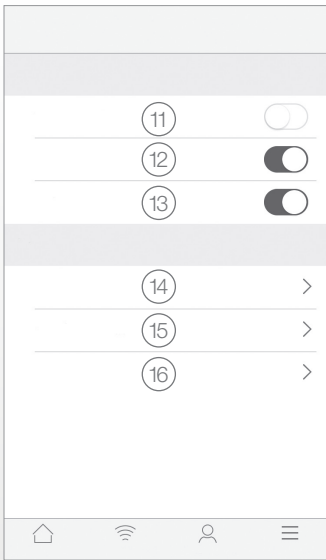
Beltone HearMax™ app functionality



- Main screen:
1. Use the top carousel, **drop-down** or card-swipe to choose your hearing aid or streamer program, or your Favorite. Tap drop-down to edit programs and Favorites.
 2. Use **Quick Buttons** for one-tap, advanced sound adjustments.
 3. Adjust **volume** or mute.
 4. Access **Sound Enhancer** to adjust treble/mid/bass, noise reduction, speech focus or wind noise reduction*. Also access Tinnitus Manager to adjust pitch and variation of sound from the Tinnitus Breaker Pro, or to choose your Nature Sound**.
 5. **Navigational menu.**



- 'My' menu:
6. Find your **lost hearing aid**.
 7. **Learn about the app** and its functions.
 8. **Guiding tips** for use of the app and the hearing aids
 9. **Request assistance** with your hearing aid settings and programs from your hearing care professional.
 10. See the **status of your requests and install any settings** and program updates sent by your hearing care professional. Go back to previous settings.
 11. **Install new software** received for your hearing aids.



- More menu:
11. Enter/exit **Demo mode**.
 12. Enable/disable **Guiding tips**.
 13. Enable/disable **Automatic activation of Favorite locations**.
 14. **About**: Read about the app and the brand.
 15. **Legal information**: Learn about manufacturer, terms & conditions and privacy policy. Review, give or withdraw consent to data-processing.
 16. **Support**: More app help and additional links to web-based help and FAQs.

*Available for Beltone Trust 17 and Beltone Boost Max 17.
**Available if the Tinnitus Breaker Pro feature has been enabled by your hearing care professional.

Intended use of mobile device apps:

Mobile device apps are intended to be used with wireless hearing aids. Mobile device apps send and receive signals from the wireless hearing aids via mobile devices for which the apps have been developed.



Beltone
Lautrupbjerg 7
DK-2750 Ballerup
Denmark

Any issues relating to the EU Medical Device Directive 93/42/EEC should be directed to Beltone A/S

Beltone HearPlus™ app



The Beltone HearPlus app puts basic controls and more advanced features at your fingertips so you can personalize your hearing experience.

The Beltone HearPlus app was the first hearing aid app with a direct connection between your hearing aids and the mobile phone.

The Beltone HearPlus app is available on the App Store and Google Play.

To use the app, you need the following devices:

Hearing aids:

- Beltone Bluetooth 4.0-enabled hearing aids*: Beltone Legend, Beltone First, Beltone Boost and Beltone Boost Plus.

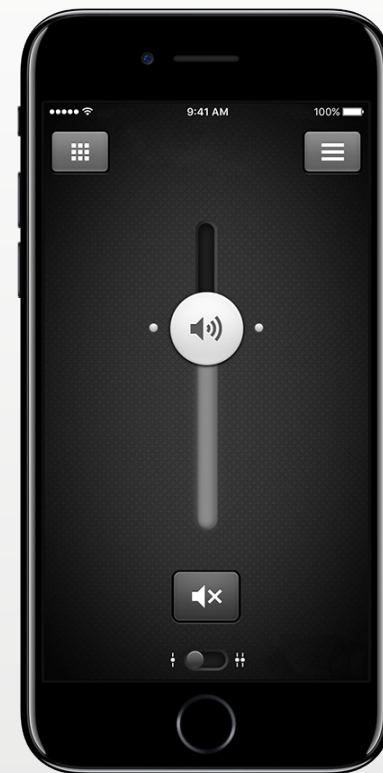
Mobile devices:

- iPhone, iPad or iPod touch. The Beltone HearPlus app is also compatible with Apple Watch.
- Supported Android devices.

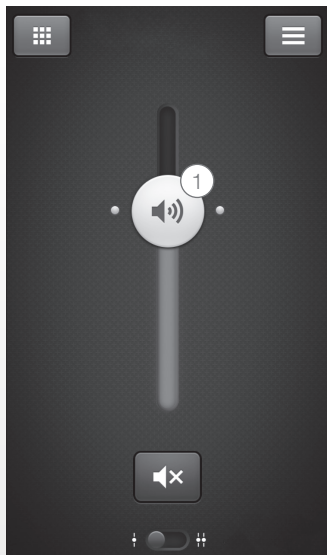
Please visit our web site for specific compatibility information and an up-to-date list of compatible mobile devices:

www.beltone-hearing.com/compatibility

*Make sure the hearing aids are updated to the latest firmware version. Your hearing care professional can also update the hearing aid firmware for you.



Beltone HearPlus™ app functionality



1. Adjust and mute **volume** for both hearing aids or for each hearing aid individually.



2. Change manual and streamer **programs**.

3. Adjust **treble and bass** to your preferences.

4. Create **Favorites** to save preferred program and settings. Associate a Favorite with a specific location.

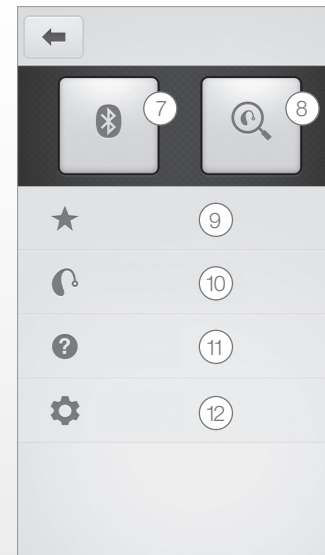
5. Use **Sound Enhancer** for advanced feature adjustments: Comfort in noise, Speech focus and Comfort in wind*.

6. Use **Tinnitus Manager** to adjust the pitch and variation of sound from the Tinnitus Breaker Pro feature**.

Use Tinnitus Manager to choose your preferred Nature Sound™**.

*Available for Beltone Legend 17 and Beltone Boost Plus 17.

**Available for Legend and Boost Plus if Tinnitus Breaker Pro has been enabled by your hearing care professional.



7. **Connection:** See battery and connection status.

8. **Finder:** Help locate lost or misplaced hearing aids.

9. **Favorites:** See an overview of or edit or delete saved Favorites.

10. **My hearing aid:** Find personalized information about your hearing aid.

11. **Tutorial:** The in-app tutorial guides you through the app features.

12. **Settings:** Edit and personalize program names, delete all Favorites, enter and exit demo mode and see background information about the app.

Intended use of mobile device apps:

Mobile device apps are intended to be used with wireless hearing aids. Mobile device apps send and receive signals from the wireless hearing aids via mobile devices for which the apps have been developed.

CE
0297

Beltone
Lautrupbjerg 7
DK-2750 Ballerup
Denmark

Any issues relating to the EU Medical Device Directive 93/42/EEC should be directed to Beltone A/S

Beltone SmartRemote



The Beltone SmartRemote app provides control of your hearing aids. Used with the Beltone Direct Phone Link 2, Beltone SmartRemote lets you use your mobile device to easily obtain an overview of and to remotely control your Beltone wireless hearing aids and Beltone wireless accessories.

The Beltone SmartRemote app is available on the App Store and Google Play.

To use the app, you need the following devices:

Hearing aids:

- Beltone wireless hearing aids.

Wireless accessory:

- Beltone Direct Phone Link 2.

Mobile devices:

- iPhone, iPad or iPod touch running iOS 7 or later.
- Android devices* running Android OS 2.3.5 or later.

For best performance, the Beltone SmartRemote app should not be used actively on more than one mobile device at a time.

For more information, please consult

www.beltone-hearing.com/smartremoteapp

*Functionality verified on selected models from HTC, Huawei, LG, Motorola, Samsung and Sony.




Beltone SmartRemote™ app functionality



1. Adjust or mute volume
level on your wireless hearing
aids.
Adjust or mute volume level
on your wireless accessories.

2. Use the dedicated
link screen to overview
connections
between the app and
your hearing aids.



**3. Change manual
and streamer
programs.**

Intended use of mobile device apps:

Mobile device apps are intended to be used with wireless hearing aids. Mobile device apps send and receive signals from the wireless hearing aids via mobile devices for which the apps have been developed.



Beltone A/S
Lautrupbjerg 7
DK-2750 Ballerup
Denmark

Any issues relating to the EU Medical Device Directive 93/42/EEC should be directed to Beltone A/S

Beltone Tinnitus Calmer app



The Beltone Tinnitus Calmer app offers balanced and flexible tinnitus management. It uses a combination of sounds and relaxing exercises that are meant to distract your brain from focusing on tinnitus. Over time, the brain learns to focus less on the tinnitus. In addition, seven coping skills expand on the counseling and therapy elements of the app, providing engaging tips for managing and understanding tinnitus.

The app is a tool for anyone with tinnitus. It should be used in combination with a tinnitus management program or plan set up by a hearing care professional.

The Beltone Tinnitus Calmer app is available on the App Store and Google Play.

To use the app, you need the following devices:

Hearing aids:

- Beltone Bluetooth 4.0-enabled hearing aids for direct streaming from an iPhone, iPad or iPod touch or Beltone wireless-enabled hearing aids in combination with a Direct Phone Link 2 accessory for direct audio streaming on Android devices.

Mobile devices:

- iPhone, iPad or iPod touch.
- Android devices running Android OS 4.1 or later.

Headset:

- You can also use the app with a standard headset connected to the phone.

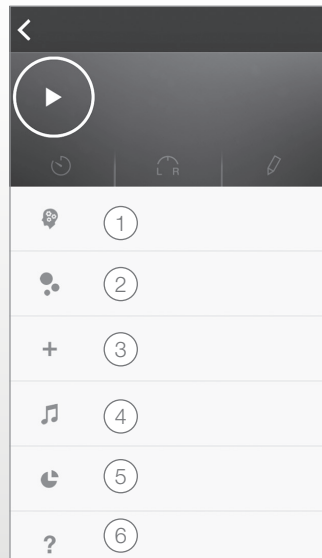
For more information, please visit: www.beltone-hearing.com/tinnituscalmer



Beltone Tinnitus Calmer™ app functionality



The app lets you manage your personal library of sound-therapy files and allows you to create your own Soundscapes from environmental sounds and short pieces of music.



1. **Coping with your tinnitus:** Seven coping skills to manage your tinnitus.
2. **Downloads:** Download new sounds.
3. Create **new Soundscape.**
4. **Sounds library:** Music files.
5. **My usage:** Track app usage, so you can see which sounds work best for you.
6. **Helpful tips.**

Intended use of the app:

The app is intended to provide sound therapy and relaxing exercises that aim to distract a tinnitus patient from focusing on tinnitus. It can be used as part of a tinnitus management plan. It is not intended for use in audiological/ontological treatment of symptomatic tinnitus or to mask internal noises.



Tinnitus warning

To prevent possible hearing loss, do not listen at high volume levels for long periods.



Beltone A/S
Lautrupbjerg 7
DK-2750 Ballerup
Denmark

Any issues relating to the EU Medical Device Directive 93/42/EEC should be directed to Beltone A/S.

Warnings and precautions

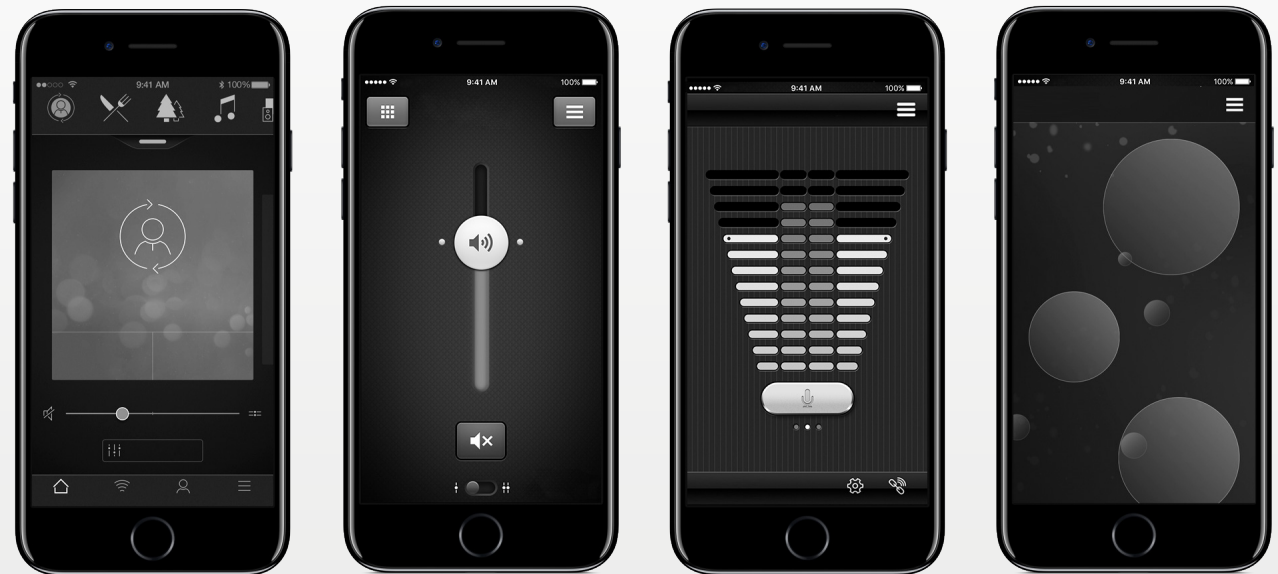
Use with mobile device apps:

Notifications of app updates should not be disabled, and it is recommended that the user installs all updates to ensure that the app will function correctly and will be kept up to date.


The app must only be used with Beltone devices for which it is intended, and Beltone takes no responsibility if the app is used with other devices.

Warnings and cautions:

If using the Beltone app with the hearing aid, please make sure to read the hearing aid user guide. The hearing aid user guide was included in the hearing aid package. If you need a fresh copy, please consult Beltone customer support.



Be aware of information marked with the warning symbol

 **WARNING** points out a situation that could lead to serious injuries,
CAUTION indicates a situation that could lead to minor and moderate injuries.



Beltone. Helping the world hear better

Beltone was founded on the act of helping a friend to enjoy life more. Since 1940, we have provided knowledge, tools, service and training to the professionals servicing the hearing impaired. Beltone makes quality hearing care available to more people. To do so, we develop technically optimal hearing solutions without ever losing focus on the individual's needs. It is our belief that no individual should be denied the possibility of an improved life with better hearing.

WORLDWIDE HEADQUARTERS

Beltone A/S
Lautrupbjerg 7
DK-2750 Ballerup, Denmark
Tel.: +45 45 75 11 11
beltone-hearing.com
CVR no. 55082715

© 2017 GN Hearing Care Corporation. All rights reserved. Beltone is a trademark of GN Hearing Care Corporation. Apple, the Apple logo, iPhone, iPad, iPod touch and Apple Watch are trademarks of Apple Inc., registered in the U.S. and other countries. App Store is a service mark of Apple Inc., registered in the U.S. and other countries. Android, Google Play and the Google Play logo are trademarks of Google Inc. The Android robot is reproduced or modified from work created and shared by Google and used according to terms described in the Creative Commons 3.0 Attribution License. The Bluetooth word mark and logos are registered trademarks owned by the Bluetooth SIG, Inc.

