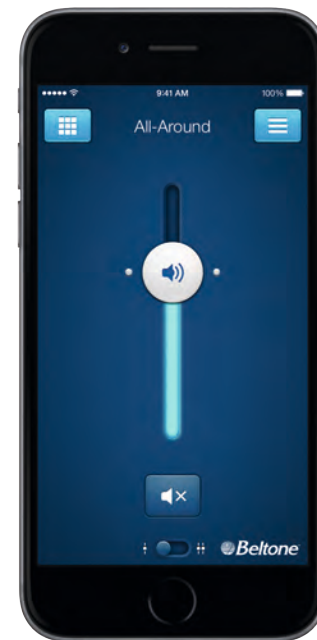


# Belton HearPlus™ app Tinnitus Manager user guide



# Introduction

**Congratulations on downloading your Beltone HearPlus™ app. The Beltone HearPlus app is made to enhance your hearing experience and enable you to get more out of your Beltone hearing aids.**

Beltone's innovative sound technology and design, combined with customized device programming by your hearing care professional, will make hearing a more enjoyable experience.

The Beltone HearPlus app enables you to get more out of your Beltone hearing aids by providing new ways to gain control and personalization.

For more information and help for apps, please visit the website:  
**[beltone.com](https://beltone.com) - HearPlus app page**

If you would like a printed version of the app user guide please contact customer support or simply print this user guide.



# Beltone HearPlus™ app




The Beltone HearPlus app puts basic controls and more advanced features at your fingertips so you can personalize your hearing experience. The Beltone HearPlus app is the first hearing aid app with a direct connection between your hearing aids and the mobile phone.

## Finding and installing the Beltone HearPlus app




### Access apps for iPhone, iPad and iPod touch – download on the Apple App Store by following these steps:

1. Enter the App Store by tapping the App Store icon  on an iPhone, iPad or iPod touch
2. In the App Store, search for “Beltone HearPlus”
3. If using an iPad, change the search criteria in the top left corner to “iPhone only”
4. After finding the app, tap “Get”
5. Then tap “Install”
6. Enter a valid Apple ID and password
7. After entering the password, the Beltone app will download and install
8. After download, you can find the app on the mobile device screen - tap to open the Beltone app




### Access apps for Android devices – download at the Google Play Store by following these steps:

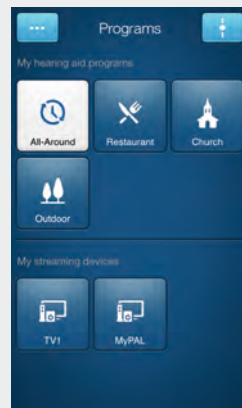
1. Enter the Play Store by tapping the Play Store icon  on your Android phone.
2. In the Play Store, search for “Beltone HearPlus”
3. After finding the app, tap “Install” then “Accept” to allow the app to access certain features on your phone such as Bluetooth
4. After entering the password, the Beltone app will download and install
5. When installation is complete, tap “Open” to open the Beltone app

**For up-to-date information about device compatibility, please visit the website: [beltone.com](http://beltone.com) - HearPlus app page**

# Beltone HearPlus™ app: General functionality



Adjust and mute volume for both hearing aids or for each hearing aid individually



Change manual and streamer programs

Adjust treble and bass to your preferences

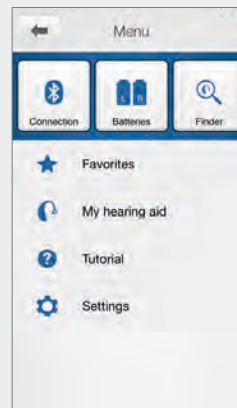
Create Favorites to save preferred program and settings\*

Use Sound enhancer for advanced feature adjustments: Comfort in noise, Speech focus and Comfort in wind\*\*

\*Available in app version 3.0

\*\*Available in version 3.0 for

Beltone Legend™ 17



See battery and connection status

**Finder:** Help locate lost or misplaced hearing aids

**Favorites:** See an overview of or edit or delete saved Favorites

**My Hearing aid:** Find inspiration, and personalized information about your hearing aid

**Tutorial:** The in-app tutorial guides you through the app features

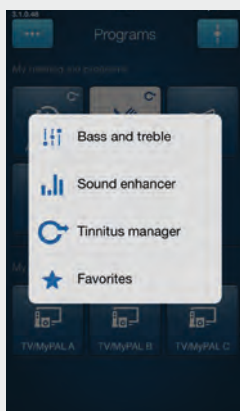
**Settings:** Edit and personalize program names, delete all favorites, enter and exit demo mode and see background information about the app

# Beltone HearPlus™ app: Tinnitus Manager functionality

## Tinnitus Manager\*

The Tinnitus Manager will be available for you in the app if the Tinnitus Breaker Pro (TBP) has been enabled in one or more of your fitted programs. A small icon will appear on program buttons where you have the TBP fitted. If you go to the More options menu from one of those programs, you will see the Tinnitus Manager available.

### What you will have access to in the app



You will find the Tinnitus Manager in the menu on the program screen.



To return to the fitted settings of the program after adjustments, tap Undo


### If you have a program fit with white noise




**Sound variation**  
Adjust the variation of the white noise sound input by tapping the buttons towards the top.

**Pitch**  
Adjust the frequency shaping (Pitch) by moving the two sliders left and right.

### If you have a program fit with a Nature Sound



**Nature Sounds**  
Choose between one of the six new Nature Sounds in the hearing aid.



**Activate white noise**  
You can also activate the white noise sound input and adjust the Pitch.

# Warnings and precautions

## **Use with mobile device apps:**

Notifications of app updates should not be disabled, and it is recommended that the user installs all updates to ensure that the app will function correctly and will be kept up to date.

The app must only be used with Beltone devices for which it is intended, and Beltone takes no responsibility if the app is used with other devices.

## **Warnings and cautions**

If using the Beltone app with the hearing aid, please make sure to read the hearing aid user guide. The hearing aid user guide was included in the hearing aid package. If you need a fresh copy, please consult Beltone customer support.

Be aware of information marked with the warning symbol



**WARNING** points out a situation that could lead to serious injuries,  
**CAUTION** indicates a situation that could lead to minor and moderate injuries.



## **Intended use of smart phone apps:**

The apps are intended for use with the hearing aids to control hearing-aid functionality and to provide the end user with additional options for adjusting hearing parameters as well as to provide extra, relevant features.

Beltone mobile-device-connected apps are intended for use with Beltone wireless hearing aids. Beltone mobile device apps send and receive signals from the Beltone wireless hearing aids via mobile devices for which the apps have been developed.

© The GN Beltone Group, 2015. Apple, iPhone, iPad and iPod touch are trademarks of Apple Inc., registered in the U.S. and other countries. App Store is a service mark of Apple Inc. Android and Google Play are registered trademarks of Google Inc. The Bluetooth® word mark and logos are registered trademarks owned by Bluetooth SIG, Inc.

**BELTONE**

8001 E. Bloomington Freeway  
Bloomington, MN 55420-1036  
1-800-BELTONE

**BELTONE CANADA**

301 Supertest Road  
Toronto, Ontario M3J 2M4  
Canada  
1-800-387-3744

[www.beltone.com](http://www.beltone.com)

